



SHAPE
OBSTACLES

CATALOG

USD



Shape Obstacles

CONTENTS



What sets us apart	6
Highest quality characterises our products	8
Services	10

Kicker	16	Pipes	NEW 30
Boxes	20	Ollie Boxes	32
Slider	22	Playground Series	34
Rails	24	Return Docks	38
Rail to Rail Series	NEW 28		

P. 40

TEAM SERIES

Dominik Hernler	42
Pedro Caldas	48
Jules Charraud	52
Massi Piffaretti	54
Joe Battleday	56
Elena Bodi	58
Jamie Lopina	60
Lisa Baloo	62
Max van Helvoort	64
Spanish Mafia	66





WE SHAPE YOUR CABLE

A legend left us, but we continue his life's work. The legacy of Markus Katzengruber "Katzi" lives on and we continue to grow it. From day one, since PMC was founded, the team has shared a common history with Shape Obstacles. Together with Aljosa (the owner and brain behind Positive Boards) we construct and build high-quality wakeboard features in any kind of form. Wakeboarding is not just a sport for us—it is our passion. We take our customers seriously and their feedback enables us to improve the products.

13



13 years of
experience

600



Over 600 delivered
obstacles

11




11 pro riders
in the team


100



More than 100
satisfied customers



What sets us apart



Our goal is to create innovative and high-quality wakeboard features in any kind of shape! Our experience in the industry in combination with the passion for wakeboarding gives us the opportunity to plan and build wakeboard obstacles for all sorts of cableparks.



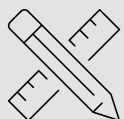
High-Quality

We use high-quality welding processes according to general guidelines. Every part has 100% quality control according to our high quality standards.



Smoothness

We work without screws and with high-quality HDPE. This makes an ideal surface, while the opening design on the bottom of a feature provides natural water cooling.



Geometries

Our team has many years of experiences, while continuous feedback from our Pro Riders allows us to develop and adapt our products on a continuing basis.



Experience

With over 13 years of experience in the industry, we strive to provide high quality features for cableparks worldwide. Our products are "made by riders for riders".



Guarantee


All of our products come with a 5-year worldwide guarantee. Should any complaints arise, we will do everything to find a prompt solution.



Shipping

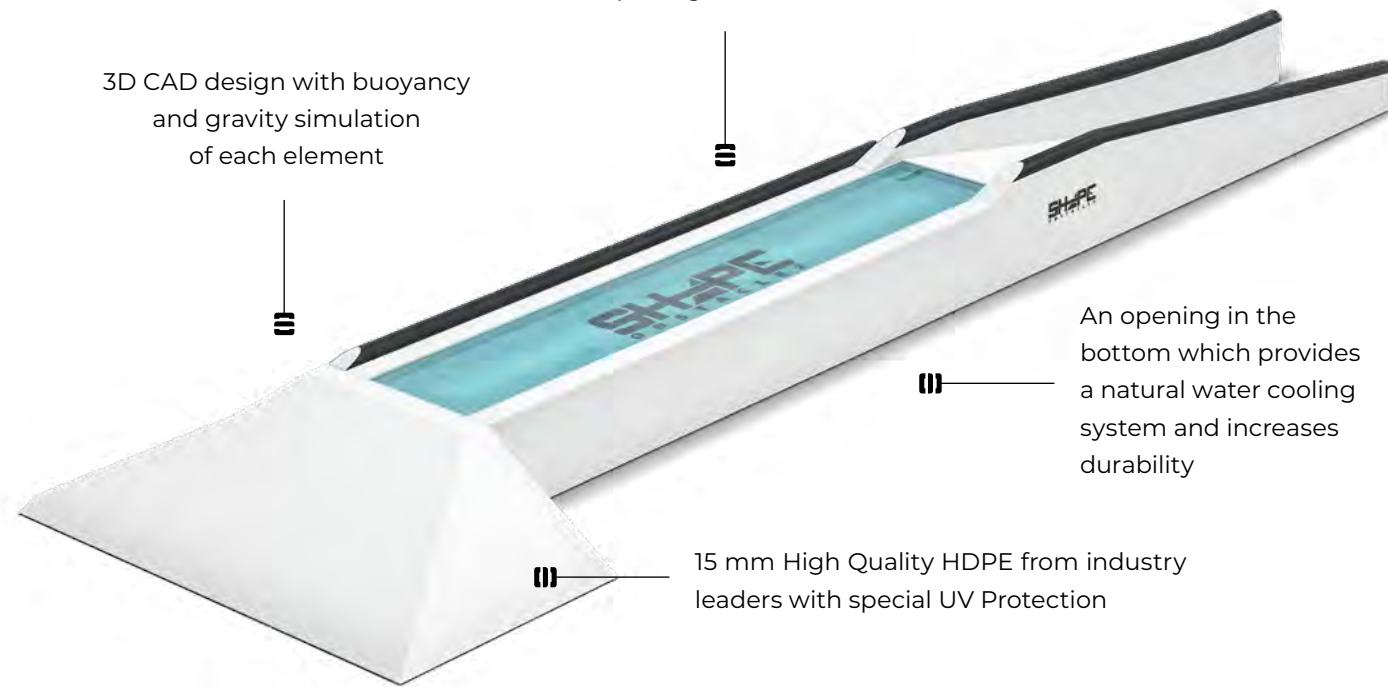
Since 2011, we have delivered over 600 handmade features worldwide. Our deliveries are made on time and provide accurate tracking. No location is too far for us.

Highest quality characterises our products



Easy to hack due to the design of the modules and the mounting openings on the side

3D CAD design with buoyancy and gravity simulation of each element



An opening in the bottom which provides a natural water cooling system and increases durability

15 mm High Quality HDPE from industry leaders with special UV Protection



Sustainability

Our path forward is clear: to continue having fun in water, we must focus on positively impacting our people, planet and sport. Hence, we minimise transport routes and waste while recycling our HDPE leftovers.



We provide a wide range of services

Our service starts with an in-depth consultation, since features are vital elements of every cablepark. We show you the options for designing your obstacle setup in a modular and variable manner and help you design a target group-specific obstacle layout.



WHAT WE BELIEVE IN

We are focused on producing durable products that also offer a lot of variety. or a creative sport like wakeboarding, it is vital that parks do not stay static, but rather remain in a state of constant flux. That is the path to increased acceptance, new participants and enhanced growth.

WHAT WE DO

Our goal is to create the best features for our customers. We have many years of experiences in the sport and translate the expertise and know-how into the shape of our features. Through continuous feedback from our pro rider team, we further develop and adapt our products.

WHAT WE´VE DONE

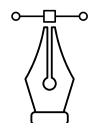
We have sold over 600 obstacles throughout the world since 2011. Many well-known cable owners count on our skills and are satisfied customers. We put our customers' priorities first and infuse the spirit of innovation, progress and sustainability into everything we do.

PLANNING



Whether a full-size cable or a 2.0 system - we will find the right product for you. Each obstacle is created as a 3D model and is also thoroughly checked by our team and team riders. We also help you with anchor planning.

ADVERTISING



All elements can be covered with advertisements or made with recesses using the CNC milling machine, in which foiled aluminium plates can be inserted. We can create the right graphic for you in-house.

CONTENT PRODUCTION



As an additional service we can support you with the production of professional content comprising our Pro Riders, photographers and filmmakers. We take care of the organisation and create sustainable added value for your cablepark.

MARKETING



Almost everyone these days has a personal social media profile. That is why we promote each project on our channels and platforms, such as the Handle Magazine, Cable Mekka and Insidewake, in a manner suited to the target audience.

Shaping the future of wakeboarding

A conversation on the Spanish Mafia team series and the power of collaboration.

Hi John, why did you decide on the Spanish Mafia team series?

From the moment we opened Lunar, it was always a little dream to have a unique feature! We've partnered with Shape Obstacles, because of a shared vision for wakeboarding and many of the obstacles impacted the riding at our park and how the beginners are discovering the discipline; giving the riders a chance to shape their homespot and bring their riding style into the mix is valuable for the community and brings that extra Spanish spice to the already impressive set! If you have not heard how good these stairs sound, head over to JuanLu's latest clips.

What kind of feedback have you received from riders about the Spanish Mafia feature you have in your cablepark?

Spanish Mafia team series has been moved and flipped around a few times since March. We had procamps, beginner camps, sitwake camps and video parts filmed - I am yet to receive any negative feedback. It's versatile with

numerous lines and challenges, it's hackable, adjustable with add-ons, and offers beginners and sitwake an easy and safe way to feel the joy of taking the stairs and hearing that magical sound we all grew so fond of.

Tell us about the installation. How did that go down?

Having a dedicated SHAPE team member arrive with the obstacle to assist with putting together the rail helped a lot. We have an experienced team, so the process went smoothly, and the obstacle was in the set and tested by our team within hours from arrival.

How do you balance the need for challenging obstacles for advanced riders with the need for beginner-friendly options?

We look at our set as a whole; you need variety, options to create a welcoming, easy and beginner friendly set, which can be fun and enjoyed by the majority of your audience. Then focus on the audience priority for particular periods of the year, and adjust your

“From the moment we opened Lunar, it was always a little dream to have a unique feature.”



Since March 2024, the Spanish Mafia team series has been another standout feature at Lunar Cablepark.



Lunar Cable Park
© Sam Strauss

— “ —

There is a good mix between OG veterans and new blood, the management is coordinating seamlessly with great team energy, so at times, due to the vibe, it's pure fun and the results are great.

— ” —

set to keep things fun and engaging. I look for obstacles which can be used and viable in both beginner friendly settings, as well as easily hacked to serve higher level problem solving for the top performers.

You've been a Shape Obstacles customer since day one. What made you choose to collaborate with Shape Obstacles, instead of opting for another supplier.

Long conversation with Markus, which from a quick sales chat, turned into a long and passionate conversation about how both sides would like to contribute and support this amazing sport. It just clicked and we got to work; very happy with my decision and looking forward to further years with the SHAPE family!

Some time ago the Shape Obstacles team spent a week at your cable to create new content. How is it working with the team?

This was absolutely amazing; wholesome and productive, and the results will speak for themselves; but it was great to see the new team work so well together! The riders line-up is very strong, but there is a good mix between OG veterans and new blood, the management is coordinating seamlessly with great team energy, so at times, due to the vibe, it's pure fun and the results are great.

How did the process work from a project management perspective?

I believe this topic is extremely important and this could be a separate interview entirely; but to put it simply this is what Shape Obstacles used to do well, and now Shape Obstacles does it even better; the process of collaboration with a park is handled in a project management fashion - determining project scope, establishing understanding and mutual expectations, detailed project plan and execution with regular outcomes review. No surprises, the project is delivered up to standards, on time, and according to the agreed budget.

What is it that you like about Shape Obstacles?

There is a very strong team behind SHAPE Obstacles, with insight, experience, and passion that keeps feeding their daily drive as an organisation. Shape Obstacles stands for highest quality, using 15mm high-quality HDPE with a unique design that allows natural watercooling and hackability. The connection between the features is milled out of the full material. Add on top an accomplished and hungry for more line-up of riders, and how could you not like this team? It feels like they are just getting started!

Thank you, John, for the interview!


© Sam Strauss
Lunar Cable Park



The entire SHAPE team spent five incredible days at Lunar Cablepark. The welcoming atmosphere and warm hospitality made for an unforgettable experience in this amazing place.



KICKER



Kicker XS

Item no. 11-311-V1-XS

L×W×H: 300×200×80 cm

Beginner - Intermediate - Pro 300 kg

USD 4,000,-




Kicker S

Item no. 11-301-V1-S

L×W×H: 400×200×100 cm

Beginner - Intermediate - Pro 350 kg

USD 4,700,-



Kicker M

Item no. 11-302-V4-M

L×W×H: 400×200×125 cm

Beginner - Intermediate - Pro 420 kg

USD 5,400,-



Kicker L

Item no. 11-303-V1-L

L×W×H: 460×200×135 cm

Intermediate - Pro 500 kg

USD 5,800,-




Spine S

Item no. 11-307-V1-S

L×W×H: 850×230×100 cm

Beginner - Intermediate - Pro 795 kg

USD 10,500,-



Spine M

Item no. 11-308-V2-M

L×W×H: 850×230×120 cm

Beginner - Intermediate - Pro 940 kg

USD 11,000,-



Spine L

Item no. 11-309-V1-L

L×W×H: 1.050×230×135 cm

Intermediate - Pro 1,000 kg

USD 11,500,-



Connector for Spine S

Item no. 11-304-V1-S

L×W×H: 85×200×100 cm

Beginner - Intermediate - Pro 100 kg

USD 3,000,-



Connector for Spine M

Item no. 11-305-V1-M

L×W×H: 85×200×120 cm

Beginner - Intermediate - Pro 100 kg

USD 3,500,-



Connector for Spine L

Item no. 11-306-V1-L

L×W×H: 85×200×135 cm

Intermediate - Pro 100 kg

USD 3,700,-




Asymmetric Kicker left

Item no. 12-310-V2

LxWxH: 400/460x243x90/140 cm

Intermediate - Pro 900 kg

USD 12,800,-




Asymmetric Kicker right

Item no. 12-310-V3

LxWxH: 460/400x243x140/90 cm

Intermediate - Pro 900 kg

USD 12,800,-



Popoff Kicker

Item no. 18-003-V1

LxWxH: 800x200x135 cm

Intermediate - Pro 700 kg

USD 11,500,-



Vulcano Kicker

Item no. 18-004-V1

LxWxH: 400x243x65 cm

Beginner - Intermediate - Pro 220 kg

USD 6,800,-



Diamond Kicker

Item no. 18-005-V1

LxWxH: 400x243x65 cm

Beginner - Intermediate - Pro 230 kg

USD 6,800,-



Vulcano-Diamond Kicker

Item no. 18-006-V1

LxWxH: 480x230x80 cm

Beginner - Intermediate - Pro 230 kg

USD 7,800,-



Ollie Barrier S

Item no. 20-100-V2-S

LxWxH: 100x35x85 cm

Beginner - Intermediate - Pro 300 kg

USD 1,900,-



Ollie Barrier L

Item no. Item no. 20-100-V1-L

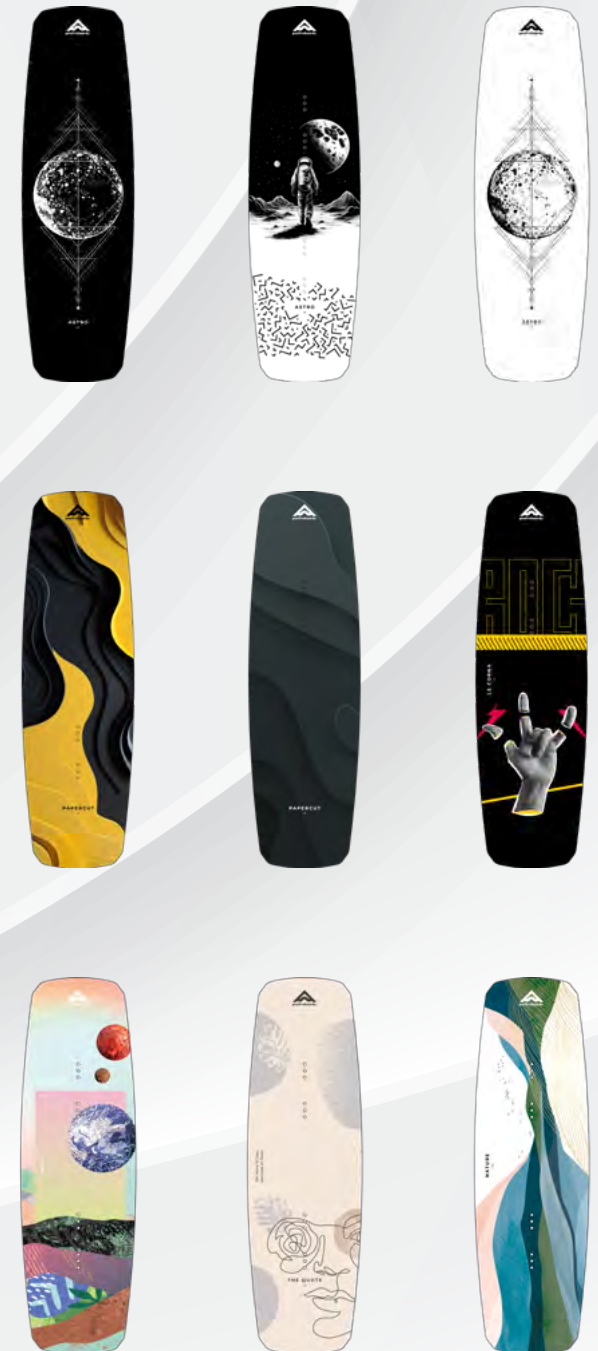
LxWxH: 150x35x85 cm

Beginner - Intermediate - Pro 350 kg

USD 2,400,-



custom boards
rental cablepark boards
NFC tag inside



info@positiveboards.com



BOXES




Start Dock

Item no. 11-405-V1

L×W×H: 400×200×40 cm

Beginner - Intermediate - Pro 230 kg

USD 6,500,-




Box Straight 10 m

Item no. 14-002-V4-10 m

L×W×H: 1,000×100×50 cm

Beginner - Intermediate - Pro 590 kg

USD 8,400,-




Box Straight 14 m

Item no. 14-002-V3-14 m

L×W×H: 1,400×100×50 cm

Beginner - Intermediate - Pro 820 kg

USD 11,250,-




Box Straight 18 m

Item no. 14-002-V2-18 m

L×W×H: 1,800×100×50 cm

Beginner - Intermediate - Pro 1,000 kg

USD 14,800,-




Wedge 8 m

Item no. 11-402-V1 - 8 m

L×W×H: 800×110×65 cm

Beginner - Intermediate - Pro 270 kg

USD 7,700,-




Wedge 12 m

Item no. 11-403-V1 - 12 m

L×W×H: 1,200×110×83 cm

Beginner - Intermediate - Pro 500 kg

USD 11,600,-




Rainbow Popoff

Item no. 14-023-V3

L×W×H: 2,000×85×80 cm

Beginner - Intermediate - Pro 1,000 kg

USD 21,000,-




Roofpopoff Box Wall

Item no. 12-105-V1

L×W×H: 2,000×180×77/43/83 cm

Beginner - Intermediate - Pro 1,100 kg

USD 24,500,-




Rooftop Mini

Item no. 20-002-V1

L×W×H: 1,200×100×87 cm

Beginner - Intermediate - Pro 1,100 kg

USD 10,500,-



Elephant Box

Item no. 20-001-V1

L×W×H: 1,510×120×100 cm

Beginner - Intermediate - Pro 1,000 kg

USD 17,500,-



Box Entry

Item no. 14-002-V5-A



L×W×H: 200×100×65 cm

Beginner - Intermediate - Pro 120 kg

USD 3,000,-



SLIDER




Slider Straight 12 m

Item no. 11-201-V2

L×W×H: 1,200×42×83 cm

Intermediate-Pro 860 kg

USD 9,500,-




Slider Straight 16 m

Item no. 11-201-V1

L×W×H: 1,600×42×83 cm

Intermediate-Pro 1,150 kg

USD 11,800,-




Slider Straight 20 m

Item no. 11-203-V1

L×W×H: 1,980×42×83 cm

Intermediate-Pro 1,400 kg

USD 14,800,-




Slider Straight Popoff 20 m

Item no. 11-503-V1

L×W×H: 1,985×42×83 / 123 cm

Intermediate-Pro 1,010 kg

USD 17,200,-




Step Up Box 22 m

Item no. 11-505-V1

L×W×H: 2,280×42×98/118 cm

Intermediate-Pro 1,800 kg

USD 21,900,-



Box Rooftop 18 m

Item no. 14-004-V1

L×W×H: 1,822×42×115 cm

Intermediate-Pro 1,100 kg

USD 19,500,-



Slider Entry

Item no. 11-201-V1

L×W×H: 400×42×83 cm



Beginner-Intermediate-Pro 130 kg

USD 2,800,-



Übernachte
einzigartig!
**Mit
Sleeperoo.**

RAILS




Straight Rail 12 m

Item no. 11-550-V1

L×W×H: 1,200×38×83 cm

Intermediate - Pro 560 kg

USD 11,300,-




Straight Rail 16 m

Item no. 11-551-V1

L×W×H: 1,600×38×83 cm

Intermediate - Pro 730 kg

USD 13,800,-



Straight Rail 20m

Item no. 11-552-V1

L×W×H: 2,000×38×83 cm

Intermediate - Pro 935 kg

USD 15,500,-



Rail Entry

Item no. 11-552-V0-A

L×W×H: 400×38×83 cm

Intermediate - Pro 130 kg

USD 3,500,-




Pole Jam

Item no. 20-101-V1

L×W×H: 710×70×150 cm

Intermediate - Pro 1,000 kg

USD 8,500,-




Banana Rail 8 m

Item no. 12-212-V2-8m

L×W×H: 790×138×135 cm

Intermediate - Pro 1,200 kg

USD 15,500,-



Banana Rail 12 m

Item no. 12-212-V2-12 m

L×W×H: 1,195×138×180 cm

Intermediate - Pro 1,500 kg

USD 21,000,-



Banana Rail 8 m + Wall

Item no. 12-212-V1-8 m + wall

L×W×H: 790×304×135 cm

Intermediate - Pro 1,700 kg

USD 19,000,-




Banana Rail 12 m + Wall

Item no. 12-212-V2-12 m + wall

L×W×H: 1,195×334×180 cm

Intermediate - Pro 2,000 kg

USD 27,800,-




Steel Rail Pumpgun + Kicker

Item no. 15-001-V1

L×W×H: 1,095×240×140 cm

Intermediate - Pro 820 kg

USD 16,000,-



Steel Rail Wedge

Item no. 15-002-V1

LxWxH: 800x145x100 cm

Intermediate - Pro 300 kg

USD 7,800,-




Steel Rail Straight + Kicker

Item no. 15-003-V3

LxWxH: 1,600x230x100 cm

Intermediate - Pro 1,050 kg

USD 20,500,-



Steel Rail Double Kinked + Kicker

Item no. 15-004-V2

LxWxH: 1,800x230x140 cm

Intermediate - Pro 1,300 kg

USD 23,500,-



Steel Rail Straight Down Straight

Item no. 15-005-V1

LxWxH: 1,800x230x140 cm

Intermediate - Pro 1,300 kg

USD 26,800,-




Steel Wedge Double Wall 8 m

Item no. 18-000-V1

LxWxH: 790x250x110 cm

Intermediate - Pro 1,300 kg

USD 15,500,-



Steel Wedge Double Wall 12 m

Item no. 18-001-V1

LxWxH: 1,185x360x140 cm

Intermediate - Pro 1,300 kg

USD 21,500,-




Steel Wedge Double Wall 2.0 12 m

Item no. 18-000-V3-12m

LxWxH: 1,185x250x110 cm

Intermediate - Pro 1,300 kg

USD 23,000,-



Steel Wedge Double Wall 2.0 16 m

Item no. 18-001-V1

LxWxH: 1,580x360x135 cm

Intermediate - Pro 1,300 kg

USD 27,000,-



TERHILLS
CABLEPARK





TERHILLS CABLEPARK

National Parklaan 1

3650 Dilsen-Stokkem, Belgium

terhillscablepark.be

RAIL TO RAIL SERIES



Table

Item no. 21-000-V1
 L×W×H: 2,000×200×100 cm
 Intermediate - Pro 2,000 kg

USD 23,500,-




Table Double Rail down

Item no. 21-001-V1
 L×W×H: 2,000×200×130 cm
 Intermediate - Pro 2,500 kg

USD 24,900,-



Table Rail to Rail

Item no. 21-002-V1
 L×W×H: 2,000×200×130 cm
 Intermediate - Pro 2,500 kg

USD 24,900,-




Table Rail to Double Rail

Item no. 21-003-V1
 L×W×H: 2,000×200×130 cm
 Intermediate - Pro 2,800 kg

USD 27,300,-



Table Double Rail top

Item no. 21-004-V1
 L×W×H: 2,000×200×130 cm
 Intermediate - Pro 2,800 kg

USD 29,200,-



Table Double Rail to Double Rail

Item no. 21-005-V1
 L×W×H: 2,000×200×130 cm
 Intermediate - Pro 3,000 kg

USD 31,500,-




Table Double Rail to Firecracker

Item no. 21-006-V1
 L×W×H: 2,000×200×130 cm
 Intermediate - Pro 3,000 kg

USD 36,500,-



PIPES




Pipe Straight 12 m

Item no. 12-210-V2-12 m

L×W×H: 1,200×68×85 cm

Beginner - Intermediate - Pro 600 kg

USD 11,500,-




Pipe Straight 16 m

Item no. 12-210-V5-16 m

L×W×H: 1,600×68×85 cm

Beginner - Intermediate - Pro 800 kg

USD 15,200,-



Pipe Straight 20 m

Item no. 12-210-V4-20 m

L×W×H: 2,000×68×85 cm

Beginner - Intermediate - Pro 1,000 kg

USD 18,800,-




Pipe Straight 20 m 2.0

Item no. 12-210-V3-20m-2.0

L×W×H: 2,000×68×88 cm

Beginner - Intermediate - Pro 1,000 kg

USD 21,900,-



Pipe Straight

Item no. 12-212-V1


L×W×H: 1,500×68×80 cm

Intermediate - Pro 800 kg

USD 11,800,-



OLLIE BOXES




Olliebox Rooftop

Item no. 14-005-V1 - left / V2 - right

L×W×H: 2,000×235×115 cm

Beginner - Intermediate - Pro 1,600 kg

USD 21,900,-




Olliebox Rooftop TakTak Pipe

Item no. 14-012-V1 - left

L×W×H: 2,000×235×115 cm

Beginner - Intermediate - Pro 2,200 kg

USD 27,000,-



Olliebox Rooftop Rail To Rail

Item no. 14-006-V1

L×W×H: 2,200×370×105 cm

Beginner - Intermediate - Pro 2,400 kg

USD 36,700,-



Olliebox Straight Rail

Item no. 14-010-V2

L×W×H: 1,600×185×98 cm

Beginner - Intermediate - Pro 1,400 kg

USD 20,800,-




Olliebox Rooftop Tak Tak

Item no. 14-011-V1


L×W×H: 2,000×235×115 cm

Beginner - Intermediate - Pro 1,600 kg

USD 21,900,-



FUN BOXES




Funbox

Item no. 12-100-V1 - left / V2 - right

L×W×H: 1,800×240×160 cm

Beginner - Intermediate - Pro 2,100 kg

USD 26,800,-




Funbox 2.0

Item no. 14-101-V1

L×W×H: 2,100×240×165 cm

Beginner - Intermediate - Pro 2,250 kg

USD 29,800,-




Funbox Rooftop Right

Item no. 12-110-V2

L×W×H: 1,800×240×160 cm

Beginner - Intermediate - Pro 2,300 kg

USD 26,800,-



Funbox + Wall



Item no. 12-101-V1 - left

L×W×H: 1,800×510×160 cm

Beginner - Intermediate - Pro 2,650 kg

USD 34,900,-

PLAY- GROUND SERIES




Funstairway Basic

Item no. 13-001-V2 - right

L×W×H: 1,745×285×140 cm

Beginner - Intermediate - Pro 1,500 kg

USD 28,900,-




Funstairway Basic + Wall

Item no. 13-002-V1-left

L×W×H: 1,670×450×110 cm

Beginner - Intermediate - Pro 2,500 kg

USD 35,000,-




Funstairway Basic + Big Wall

Item no. 14-034-V1 - left

L×W×H: 1,775×445×110 cm

Intermediate - Pro 2,900 kg

USD 39,800,-



Funstairway + A-Frame


Item no. 14-036-V1 - right

L×W×H: 1,800 ×525 ×160 cm

Intermediate - Pro 2,400 kg

USD 42,600,-






Funstairway Rail Stepdown

Item no. 13-005-V2 - left
 ☰ L×W×H: 2,150 × 280 × 160 cm
 ☰ Intermediate - Pro ⚖️ 1,900 kg


USD 33,800,-



Funstairway Roof Pipe

Item no. 13-007-V1 - left
 ☰ L×W×H: 2,200 × 550 × 150 cm
 ☰ Intermediate - Pro ⚖️ 3,100 kg


USD 58,600,-



Transfer Pipe

Item no. 13-009-V1
 ☰ L×W×H: 1,700 × 400 × 130 cm
 ☰ Intermediate - Pro ⚖️ 1,300 kg


USD 27,800,-



Double Kinked Pipe Stepdown

Item no. 13-012-V1
 ☰ L×W×H: 1,685 × 400 × 130 cm
 ☰ Intermediate - Pro ⚖️ 1,200 kg

USD 28,500,-



Double Kinked Pipe Straight

Item no. 14-033-V1
 ☰ L×W×H: 2,000 × 400 × 130 cm
 ☰ Intermediate - Pro ⚖️ 1,300 kg


USD 28,500,-



Funstairway Stepdown + Wall

Item no. 14-039-V1
 ☰ L×W×H: 2,200 × 525 × 160 cm
 ☰ Intermediate - Pro ⚖️ 4,800 kg


USD 46,800,-



Pipe Transfer Downrail

Item no. 12-207-V2
 ☰ L×W×H: 1,945 × 465 × 155 cm
 ☰ Intermediate - Pro ⚖️ 1,800 kg

USD 28,500,-



Double Kinked to Rail Stepdown

Item no. 13-014-V1
 ☰ L×W×H: 1,785 × 430 × 165 cm
 ☰ Intermediate - Pro ⚖️ 1,800 kg

USD 28,800,-




WAKE & GROOVE CABLEPARK
 Am Lorenzisee 1
 85290 Geisenfeld, Germany
wakeandgroove.de

RETURN DOCKS

Our Return Docks eliminate waves and chop especially for waterski and wakeboard venues.

Floating reeds on wavebreakers – your eco-friendly water-neutral and pollution-free elements according to DIN 71 (playground regulations).



Return Dock small | recycled

Item no. 18-002-V1-S

L×W×H: 289×116×15cm

100 kg

USD 349,-/lfm



Return Dock large | recycled

Item no. 18-002-V1-L

L×W×H: 289×216×15cm

180 kg

USD 491,-/lfm



Wavekiller | recycled

Item no. 18-002-V2-WK

L×W×H: 289×200×15cm

180 kg

USD 514,-/lfm




Walkway

Item no. 18-003-V1

L×W×H: 199×99×15cm

100 kg

USD 235,-/lfm



Shape Obstacles

TEAM SERIES




Team Series


Dominik Hernler




With my first signature obstacle I wanted to bring easy rail to rail transfer to wakeparks around the world. The kicker on the side and the bank next to the downrail offer a lot of different ways to hit it. Everyone can have fun on this thing!








Item no. 12-416-V4

 L×W×H: 2,120 × 400 × 180 cm

 2,600 kg

Complete setup: **USD 49,500,-**



Team Series

Doms Tank



Riding the mega ramps at lake ronix and events like "Red Bull Rising High" really made me want to design one myself. I'm more than stoked that Shape Obstacles gave me the chance to do so. No more knee or back pain after hitting kickers to the flats all day. With this ramp you can boost of a kicker with a smooth landing every lap. From just riding over it to big sendy tricks - everyone can have a good time on it. It's designed for all riders amateurs to pros.






Item no. 12-416-V8

L×W×H: 1,950 × 395 × 240 cm

6,000 kg

Complete setup: **USD 69,900,-**




Team Series

Dom's Rail



I really wanted to have a double elbow pipe with this new feature. Adding the banks on all sides opens up a lot of possibilities for different lines you cannot do on any other obstacle in your park. Its also easy to split the pieces apart or add more if needed. Gives you a lot of possibilities to change it up for riders that get tired of hitting the same feature over and over again. Im super exited about this one and cannot wait to see what people will throw down on this thing.



Item no. 12-432-V1

L×W×H: 2,000 ×199 ×99cm





2,500 kg

4. Standard setup: **USD 43,500,-**

1. Safety:
USD 7,500.-

2. Middle Part:
USD 8,000.-

3. Curve Part
USD 8,500.-

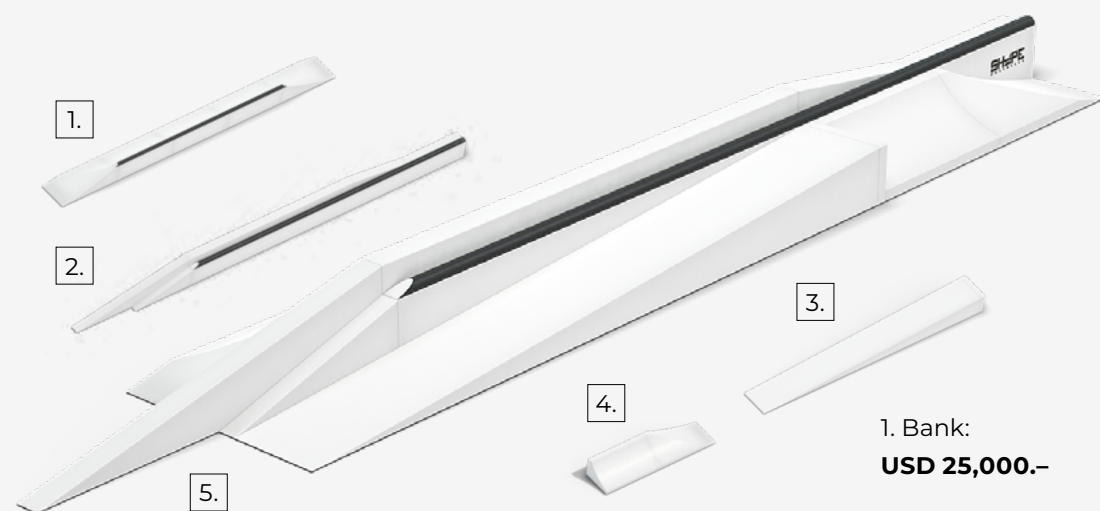


Team Series

Pedro Caldas



I tried to combine some of the aspects of obstacles I loved the most when I was a grom with the ones I love the most today. I believe a park should be able to change its setup through the season. This obstacle is not only thought to be hackable alone, but also with any other SHAPE obstacle.




1. Bank:
USD 25,000.-

2. A-Frame + Creeper:
USD 46,800.-

3. Up Box:
USD 14,800.-


4. ProBank:
USD 13,800.-

Item no. 12-421-V2




 L x W x H: 2,800 x 375 x 170 cm

 6,500 kg

5. Complete setup: **USD 82,500.-**



LIMITED EDITION
Only 5 pieces available!



Team Series

Pedro's A-Frame



My vision was to create an obstacle that, when separated into pieces, would include classic elements like the C&B and A-Frame obstacles every cable park should have. When assembled, it would offer limitless lines and hacks.



4.

Item no. 12-433

L x W x H: 2,400 x 400 x 155 cm






4,500 kg

4. Complete setup: **USD 64,500,-**

1. Aframe Wall:
USD 32,500.-

2. Box:
USD 20,500.-

3. Step down:
USD 23,500.-

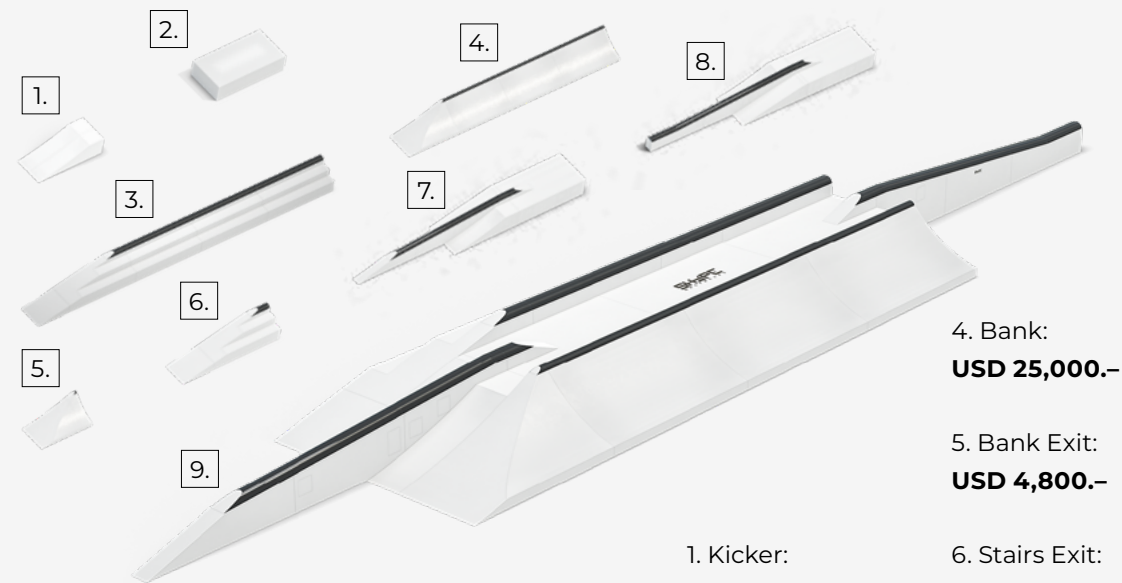


Team Series

Jules Charraud



I designed this rail with the idea that it could bring together as many existing bases as possible in today's wake, while providing the maximum possibility of hack and line combo, despite the large number of different parts. With a screwdriver and a 17mm spanner you can quickly create something new.



Item no. 12-418-V1
 L x W x H: 2,975 x 520 x 140 cm
 5,300 kg

9. Standard setup: **USD 81,500,-**

1. Kicker:
USD 4,250.-

2. Middle Box:
USD 5,400.-

3. Stair:
USD 25,000.-

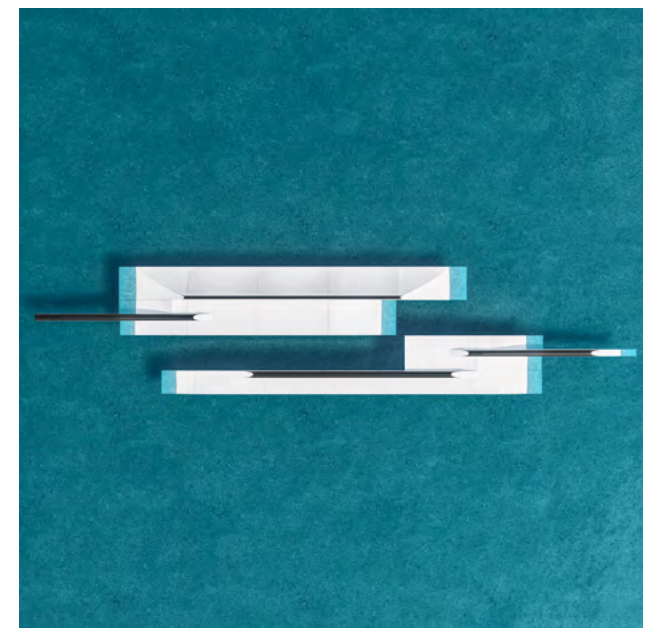
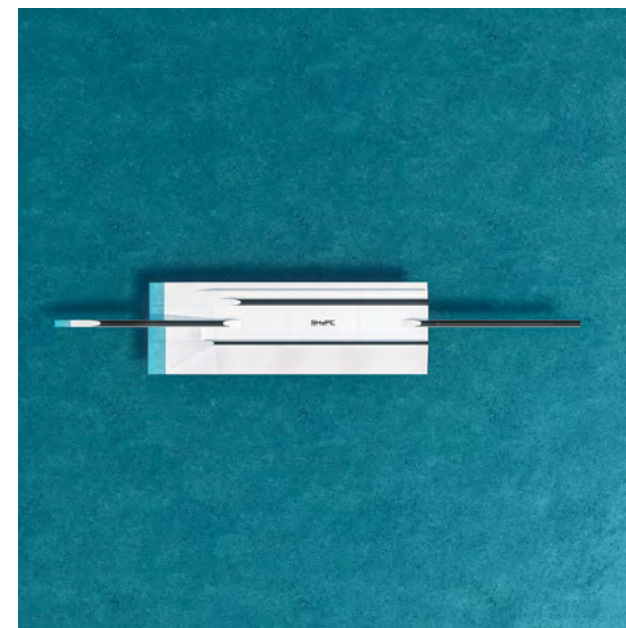



4. Bank:
USD 25,000.-

5. Bank Exit:
USD 4,800.-

6. Stairs Exit:
USD 4,800.-

7. UpRail Box:
USD 14,800.-

8. DownRail Box:
USD 14,800.-




Team Series

Massi Piffaretti



With inspiration from the snowboard and wakeboard scene I wanted to create a fun, smooth rail that suites all levels of riders and leaves room for creativity! Built around a center rainbow rail, combed with a technical stair aspect and smooth transition, my signature feature is allows every level of rider to have fun. With interchangeable pieces, this rail allows for multiple combinations to continually give the feature a fresh feel in any park!



Item no. 12-430-V1

L×W×H: 2,000 × 400 × 190 cm





4,200 kg

4. Complete setup: **USD 73,900,-**

1. Rainbow:
USD 31,336.-

2. Stairs:
USD 25,000.-

3. CWall:
USD 25,000.-



Team Series

Joe Battleday



This obstacle really brings together my favourite aspects of a rail, with the option of landing in transition, rail-to-rail lines out of pool, or just a simple full pull, it truly offers almost infinite lines for riders of all levels.



Item no. 12-420-V2






L×W×H: 2,670 × 610 × 200 cm

11,400 kg

3. Standard setup: **USD 99,500,-**

1. Addon Bank:
USD 25,000.-

2. Addon Handrail:
USD 8,900.-




Team Series

Elena Bodi



I'm part of the new wakeboarding generation, having so much fun on long rails, but I also love the feeling of landing in banks. So I tried to create an obstacle that provides everything, It's unbelievable how many lines you can do on this one and I hope you enjoy it as much as I do!



Item no. 12-425-V1

L×W×H: 2,000 × 470 × 195 cm





4,600 kg

4. Complete setup: **USD 52,800,-**

1. Uprail Wall:
USD 48,000.-

2. Creeper:
USD 1,800.-

3. Kicker:
USD 11,500.-



Team Series

Jamie Lopina



The obstacle originated with the idea of a big corrugated pipe, then sort of just grew from there. Lake Ronix has had a ton of influence on my riding and corrugated pipes have always been a staple out there. Plus I just love how it sounds. I also love symmetry, so being able to create something so satisfying looking has been a dream come true. Banks and landers make it smooth, different add on pieces and setup options make it inclusive.






Item no. 12-431-V1
 L x W x H: 1,600 x 600 x 195 cm
 5,200 kg

4. Complete setup: **USD 72,800,-**

1. Pipe riffle:
EUR 11,500.-

2. Pipe smooth:
EUR 11,500.-

3. Rainbow:
USD 12,500.-



Team Series


Lisa Baloo




I really wanted to make an obstacle that is fun to hit every lap, making it possible to find a different line every time. My signature feature is designed for any level of riding and is suitable for any cablepark - 2.0 or the full size.



Item no. 12-428-V1

 L×W×H: 2,100 × 400 × 185 cm

 5,500 kg




3. Complete setup: **USD 58,500,-**

1. Part 1:

USD 25,500.-

2. Part 2:

USD 38,500.-



Team Series

Max van Helvoort



The thought process behind designing my feature was to have it available for intermediate, advanced and pro riders. It had to be designed so that it could be used for riding in both ways, hence both full size and 2.0 would work. It also adds hack possibilities and I did not want it to be too big.

My favourite features are rail-to-rails, banks and gaps, so I tried to design something that includes all those features for a good price.



Item no. 12-429-V1

L×W×H: 1,600×400×165 cm

4,500 kg



3. Complete setup: **USD 53,500,-**

1. Part 1:

USD 29,000.-

2. Part 2:

USD 29,000.-




Team Series

Spanish Mafia



In wakeboarding, there is no better feeling than landing into a transition, which is why we came up with this idea. If you know us, you know that we absolutely love to make noise and for us landing into stairs feels crazy good.

Taps are also part of our riding and that's why we incorporated the buoy. From beginners to pros, every can have fun on it. See you in water!



Item no. 12-427-V1

L x W x H: 2,000 x 400 x 150 cm




5,100 kg

4. Complete setup: **USD 59,500,-**


1. SteelRail Wall:
USD 17,500.-

2. Handrail:
USD 7,000.-

3. Addon Ball:
USD 4,500.-



Our partnership with PMC



Ready to sell your used feature or rent a brand new one? Thanks to our partnership with PMC, that is exactly what we can offer you. The basic principle of this platform is to bring more features into circulation.

Sustainability and quality are top priorities at PMC: that is why this collaboration was a logical choice. The inventory of features used is being continuously updated. Choose your favorite and send a non-binding inquiry with the name of the cable park and the exact address. Our data will be treated as confidential. Buy sustainably – for the sake of the environment.




pimpmycable.com



Imprint & Terms of service

All size indications are in centimeters. We want to ensure clarity regarding our pricing structure: The prices listed in Euros (€) are applicable for purchases made within Europe. Prices listed in US Dollars (\$) are applicable for purchases made outside of Europe. If you have any questions or require further assistance, please don't hesitate to contact our customer support team. Please note that product information, particularly the descriptions and prices, may contain obvious and printing errors. Art Director: Stephanie Huber. Renderings: threesixty.at. Pictures: Sam Strauß, Stijnvo Photography, Liam Rundholz;





PMC GmbH

Thalerhofstraße 5
8141 Premstätten, Austria

+43 677 62 66 80 35
office@pimpmycable.com

